

# HOW TO REVISE LANGUAGES

“Work smarter, not harder”

## Flashcards



CREATE FLASHCARDS with vocabulary in English on one side and the translation on the other. Colour code them for different topics, then QUIZ YOURSELF or ask someone else to test you.

Watch this video to see how to use flashcards effectively:

<https://www.youtube.com/watch?v=mzCEJvtEDOU>



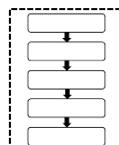
## Reading and Listening



COMPLETE PRACTICE QUESTIONS for Listening and Reading, then check your answers and make an effort to learn any new vocabulary.

## Tenses

Create FLOW DIAGRAMS to remember how the tenses are formed or practise using LANGUAGE GYM.



## Mindmaps

CREATE YOUR OWN MINDMAPS, which include key structures and vocabulary, or annotate the Emoji Mindmap sheet.



## Memrise


PRACTISE THE VOCABULARY on Memrise (scan the QR codes on the sheet attached)



REVISE LITTLE  
AND OFTEN.




TAKE  
BREAKS



AVOID  
DISTRACTIONS.



FOCUS ON THE TOPICS  
YOU ARE STRUGGLING WITH.



Key dates:

SPEAKING EXAM:

WRITING EXAM:

LISTENING AND READING  
EXAMS: